



GLASS

Anti-reflective coating, low iron content, high solar transmittance



CELLS

High efficiency, top quality, cell thickness 200±20µm





BUSBAR

Finnish quality, over 80% copper content, softer material to reduce cell breakage



FRAME

Min. 40mm aluminium frames with 15µm anodized film, assembled with 2-component glue



CONNECTORS

Standard MC4-connectors, Class II, IP 67




BACKSHEET

Safe and reliable 3-layer sheet, 1000 and 1500V electric insulation



EVA

Designed to optimize module durability & performance, PID resistant



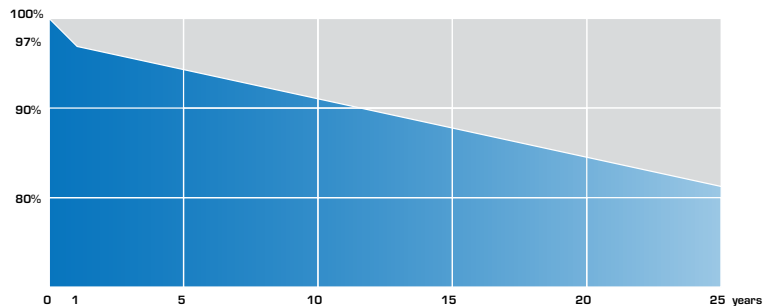
JUNCTION BOX

3 diodes, snap-on cover, Class II, 1000 and 1500V electric insulation, IP 67

LINEAR WARRANTY

To ensure the quality of SALO[®] - Solar Panels, we give all our modules a linear warranty as follows:

- No more than 3% peak power degradation in the 1st. year
- No more than 0,72% peak power degradation per year in upcoming 24 years
- Minimum of 80% power output after 25 years
- Free from defects of materials and workmanship for 15 years



SALO[®] - Solar Panel is a registered trademark of Salo Tech Ltd. SALO[®] - Solar Panels have been manufactured under the controls established by a Bureau Veritas Certification approved management system that conforms with ISO 9001, 14001, 45001.

Salo Tech Ltd.

VAT: FI26439302

Salorankatu 5-7

24240 Salo

FINLAND

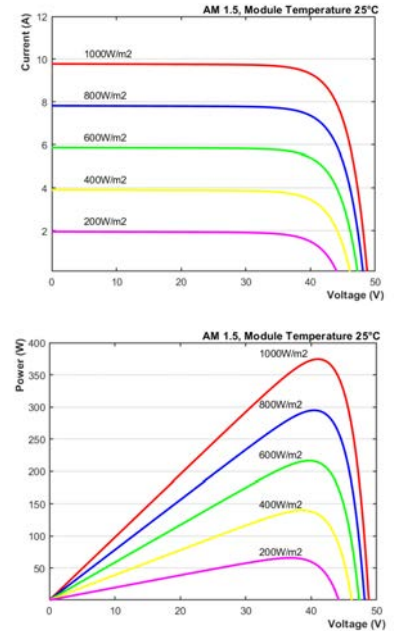
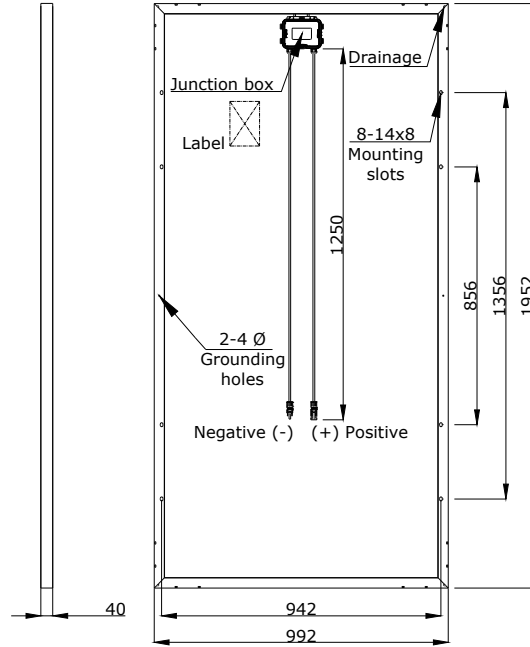
info@solarfinland.fi

+358 2 737 5777

www.solarfinland.fi



SALO® 370W - 380W MONO



MECHANICAL CHARACTERISTICS	
Length (mm)	1952
Width (mm)	992
Depth (mm)	40
Weight (kg)	21,8
Cable Cross Section Size (mm ²)	4
No. of Cells and Connections	72 (6 x 12)
No. of Diodes	3
No. of Busbars	5

PACKAGING CONFIGURATION			
Unit	20'GP	40'GP	40'HC
Pieces / Pallet	25	25	25
Pallets / Container	5	11	22
Pieces / Container	125	250	550

Pallet	Dimensions	Weight (Gross)	QTY
BIG	200 x 115 x 117 cm	577 kg	25 pc

SPECIFICATIONS			
	370-M	375-M	380-M
Rated Max Power at STC (W)	370	375	380
Max Power Voltage/Vmp (V)	39,85	40,07	40,35
Max Power Current/Imp (A)	9,285	9,359	9,437
Open Circuit Voltage/Voc (V)	48,51	48,77	49,30
Short Circuit Current/Isc (A)	9,732	9,766	9,934
Module Efficiency (%)	19,11	19,37	19,62
Max. Systems Voltage	1000VDC		
Temperature Cycling Range	-40°C~85°C		
Max Series Fuse	15 A		
Max Wind Load/Max Snow Load	2400Pa/5400Pa		
Damp Heat Test	85°C and 85% relative humidity for 1000h		
Hot Spot Free	100% EL inspection before and after lamination		
Temperature Coefficient of PM	- 0,3632 % / °C		
Temperature Coefficient of Voc	- 0,2889 % / °C		
Temperature Coefficient of Isc	+ 0,0400 % / °C		
Nominal Operating Cell Temperature	45°C ± 3°C		
Output Tolerance	0~5W		